ADIMPEX
COMPONENTI ELETTRONICI



ADIMPEX S.r.l.

Via Adriatica n. 17/C
60022 Castelfidardo (AN) - Italy

071.721091

info@adimpex.it

www.adimpex.it

Catalogo connettori passo 1.27mm

La nostra storia

Componenti elettronici dal 1978

Adimpex S.r.l. nasce nel 1978 come società operante in ambito regionale nella distribuzione di componenti elettronici, passivi ed elettromeccanici.

Nel corso degli anni, grazie alla competenza e conoscenza del mercato acquisite, ha notevolmente ampliato la gamma dei prodotti, stringendo partnership con più di 40 fornitori ed arrivando a servire la totalità del territorio nazionale con un'efficiente rete di vendita.

Lo stabilimento occupa una superficie di oltre 4.000mq dei quali vasta parte è adibita a magazzino, che conta oltre 20.000 articoli diversi.

Adimpex da sempre rivolge una particolare attenzione alla qualità del servizio offerto e alla disponibilità di materiale a stock, avendo cura di supportare i clienti in ogni fase del processo con impegno e professionalità, e da oltre 15 anni rendendo sempre disponibili tutte le informazioni sui prodotti e le principali funzioni ai clienti tramite i servizi online.

Grazie al suo spirito innovativo e intraprendente, unito alla solidità ed esperienza nel settore, da oltre 40 anni garantisce la piena qualità del servizio a clienti e fornitori.



Connettori maschio per C.S. Passo: 1,27x1,27mm

PAG. 6



Connettori femmina per C.S. Passo: 1,27x1,27mm

PAG. 10



Minijumpers/ ponticelli

PAG. 15

INDICE DEI CONTENU



Connettori IDC maschio
Passo: 1,27x1,27mm

PAG. 16



Connettori DIP PLUG
Passo: 1,27x1,27mm

PAG. 18



Altre serie fornibili su richiesta

PAG. 19

UTI / CONTENT INDEX

Connettori Maschio per C.S. passo 1.27x1.27mm

CARATTERISTICHE:

- Corrente nominale: 1 A
- Resistenza d'isolamento: 1000 MΩ Min.
- Resistenza di contatto: 20 MΩ Max.
- Rigidità dielettrica: 500V AC per 1 minuto
- Temperatura di lavoro: -40°C ÷ +105°C

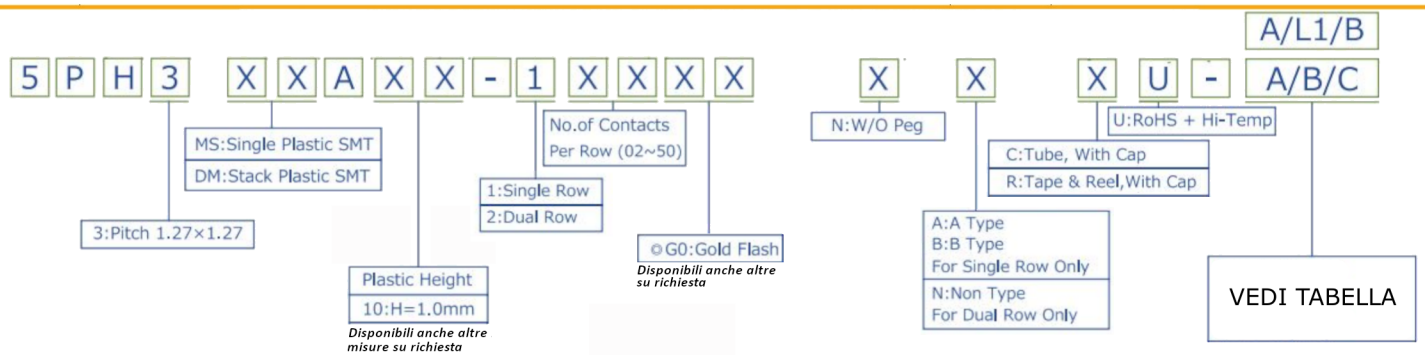

:Standard Recommend
Tube package is not available for under 1*5 & 2*5 pin counts

+ SMD maschio singola fila dritto



SERIE: 5PH3MSA-1

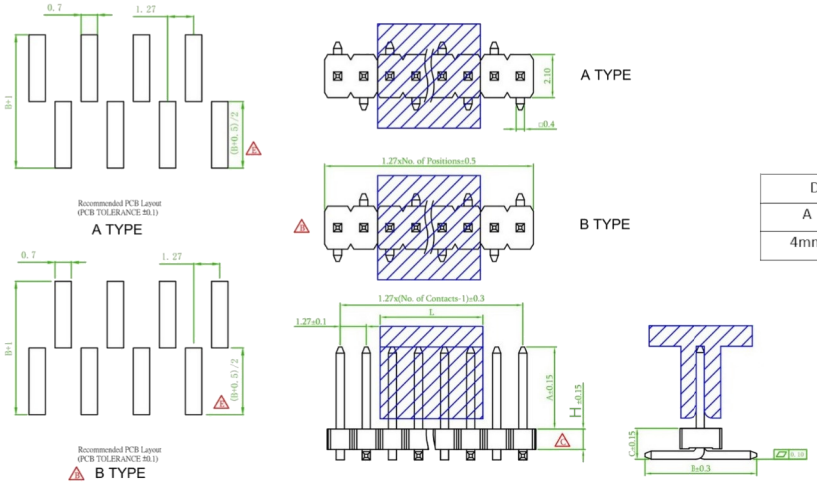

DIMENSIONI	
A	B
4mm	5mm

+ SMD maschio doppia fila dritto



SERIE: 5PH3MSA-2

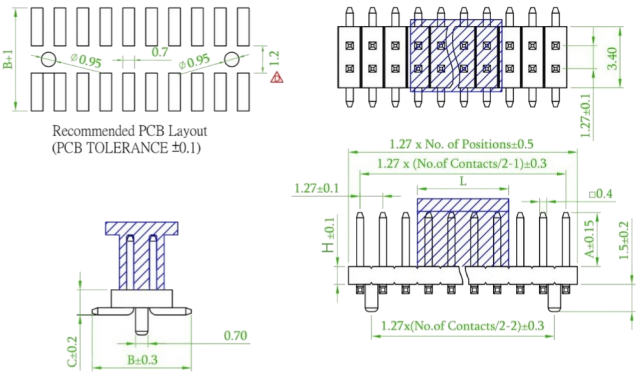

DIMENSIONI	
A	B
4mm	5,5mm

+ SMD distanziale maschio singola fila dritto



SERIE: 5PH3DMA-1

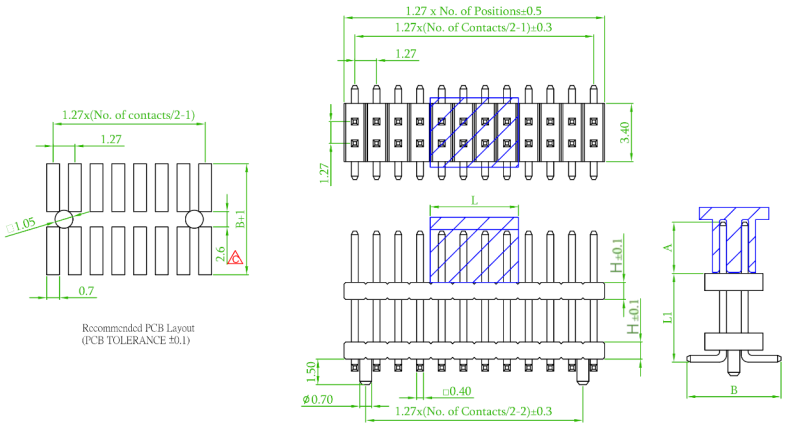

DIMENSIONI		
A	L1	B
4mm	4mm 5mm 6mm 8mm 10mm	5mm

Disponibili anche altre misure su richiesta

+ SMD distanziale maschio doppia fila dritto



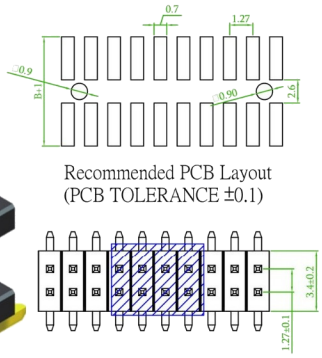

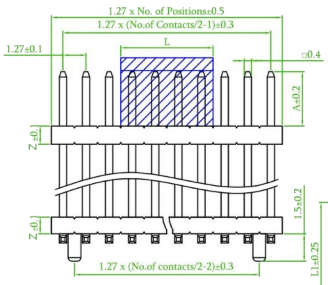

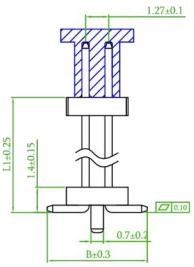

DIMENSIONI		
A	L1	B
4mm	4mm 5mm 6mm 8mm 10mm	5,5mm

Disponibili anche altre misure su richiesta

SERIE: 5PH3DMA-2

5 P H 3 M R X 2 5 - X X X X X N N X U - A

- 3: 3:Pitch 1.27×1.27
- MR: MR:SMT R/A
- 25: Plastic Height 25:H=2.5mm
- X: 1:Single Row / 2:Dual Row
- XX: No.of Contacts Per Row (02~50)
- XX: ◎G0:Gold Flash — *Disponibili anche altre su richiesta*
- N: N:W/O Peg
- N: C:Tube, With Cap / R:Tape & Reel, With Cap
- U: U:RoHS + Hi-Temp
- A: A:4.00(040)

◎:Standard Recommend
Tube package is not available for under 1*5 & 2*5 pin counts

+ SMD maschio singola fila 90°



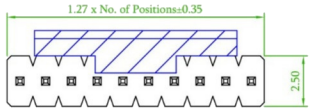

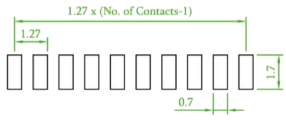

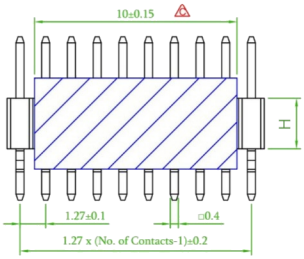

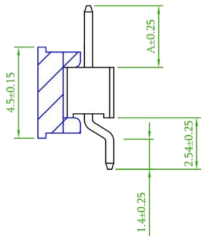

SERIE: 5PH3MRA-1

+ SMD maschio doppia fila 90°



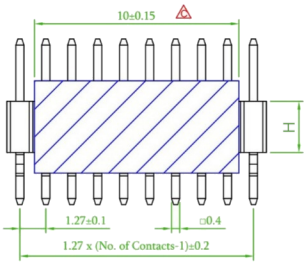

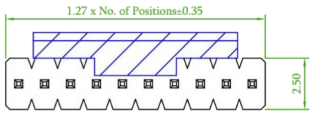

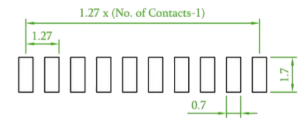

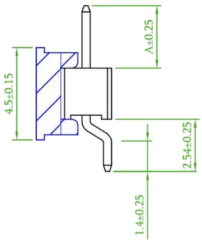

SERIE: 5PH3MRA-2

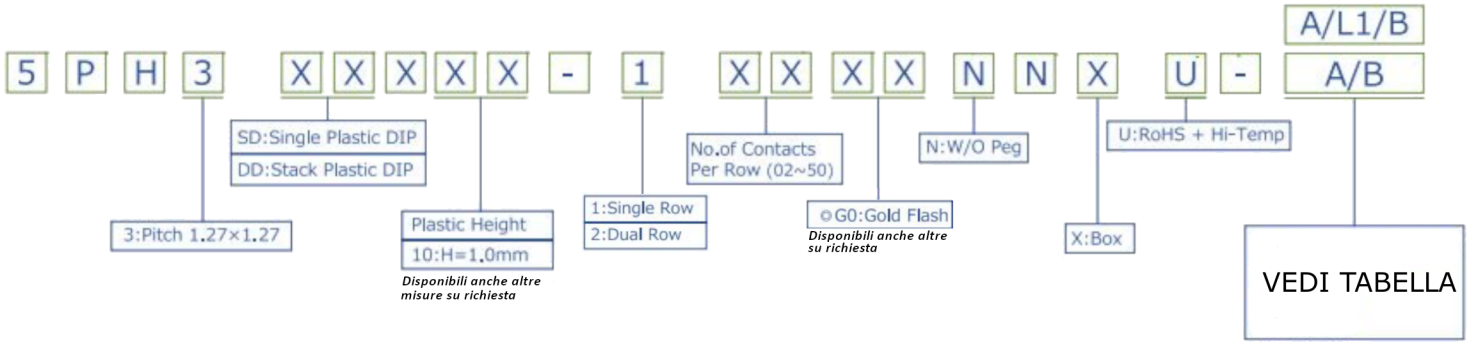

:Standard Recommend
Tube package is not available for under 1*5 & 2*5 pin counts

+ PTH maschio singola fila dritto

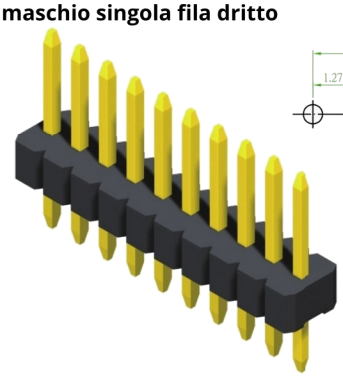

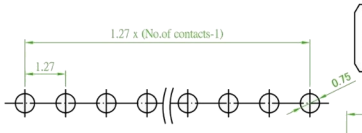

Recommended PCB Layout
(PCB TOLERANCE ±0.1)

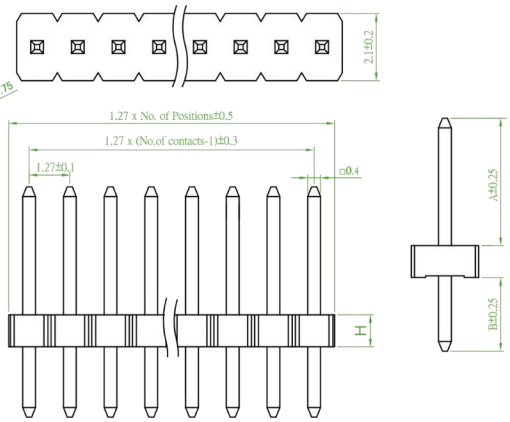

DIMENSIONI	
A	B
4mm	2,3mm

SERIE: 5PH3SDA-1

+ PTH maschio doppia fila dritto

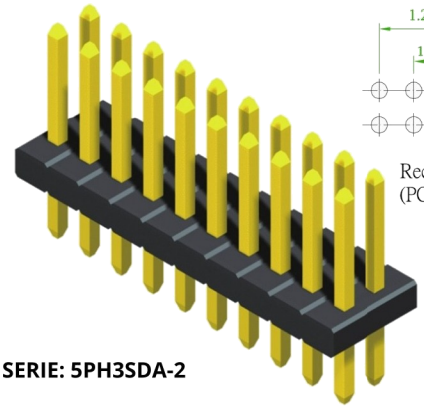

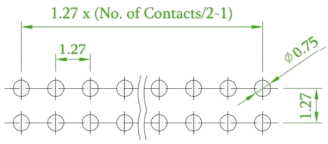

Recommended PCB Layout
(PCB TOLERANCE ±0.1)

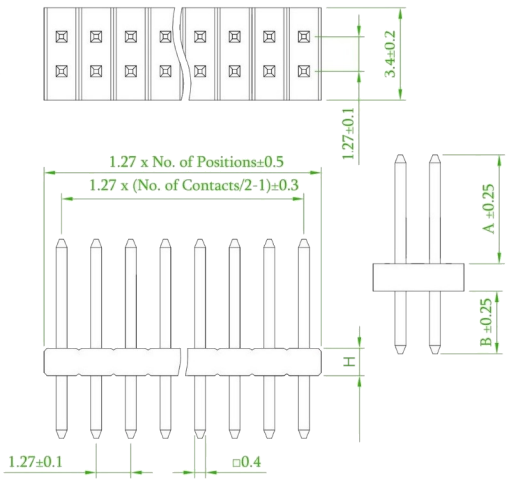

DIMENSIONI	
A	B
4mm	2,3mm

SERIE: 5PH3SDA-2

+ PTH distanziale maschio singola fila dritto



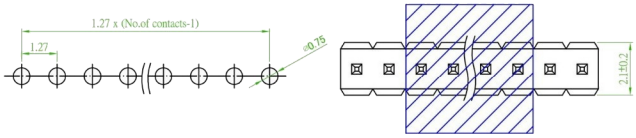

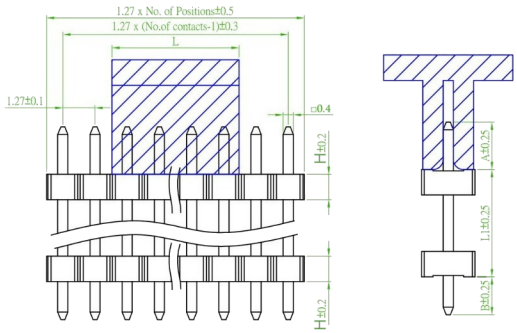

DIMENSIONI		
A	L1	B
4mm	4mm 5mm 6mm 8mm 10mm	2.3mm

Disponibili anche altre misure su richiesta

SERIE: 5PH3DDA-1

+ PTH distanziale maschio doppia fila dritto



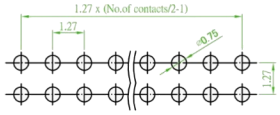

Recommended PCB Layout
(PCB TOLERANCE ±0.1)

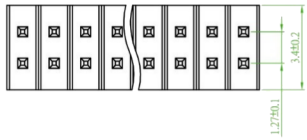

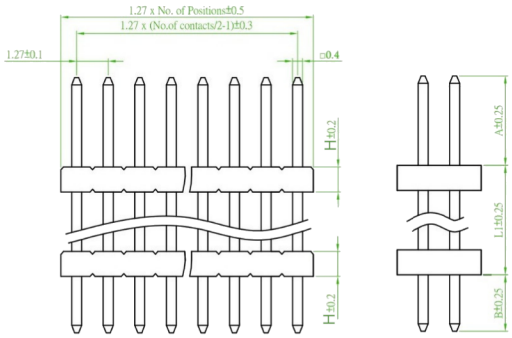

DIMENSIONI		
A	L1	B
4mm	4mm 5mm 6mm 8mm 10mm	2.3mm

Disponibili anche altre misure su richiesta

SERIE: 5PH3DDA-2

5 P H 3 R D X X X - X X X X X N N X U - A/B/C

- 3:Pitch 1.27×1.27
- RD:R/A DIP
- Plastic Height: 10:H=1.0mm — *Disponibili anche altre misure su richiesta*
- 1:Single Row / 2:Dual Row
- No. of Contacts Per Row (02~50)
- ◎G0:Gold Flash — *Disponibili anche altre su richiesta*
- N:W/O Peg
- X:Box
- U:RoHS + Hi-Temp
- VEDI TABELLA

◎:Standard Recommend
Tube package is not available for under 1*5 & 2*5 pin counts

+ PTH maschio singola fila 90°



Recommended PCB Layout
(PCB TOLERANCE ±0.1)

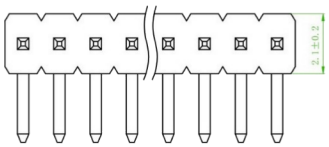

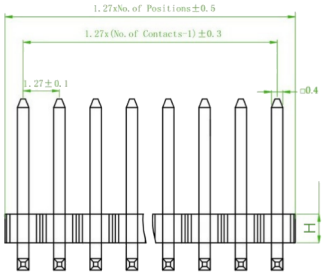

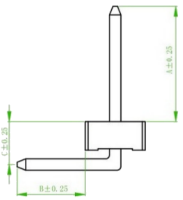

DIMENSIONI		
A	B	C
4mm	2.4mm	1.5mm

Disponibili anche altre misure su richiesta

SERIE: 5PH3RDA-1

+ PTH maschio doppia fila 90°



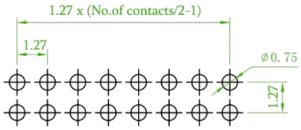

Recommended PCB Layout
(PCB TOLERANCE ±0.1)

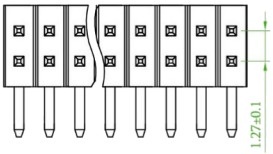

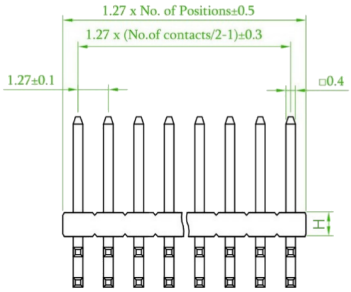

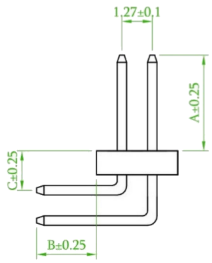

DIMENSIONI		
A	B	C
4mm	2.4mm	1.5mm

Disponibili anche altre misure su richiesta

SERIE: 5PH3RDA-2

Connettori per C.S. passo 1.27x1.27mm

CARATTERISTICHE:

- Corrente nominale: 1 A
- Resistenza d'isolamento: 1000 MΩ Min.
- Resistenza di contatto: 20 MΩ Max.
- Rigidità dielettrica: 500V AC per 1 minuto
- Temperatura di lavoro: -40°C ÷ +105°C

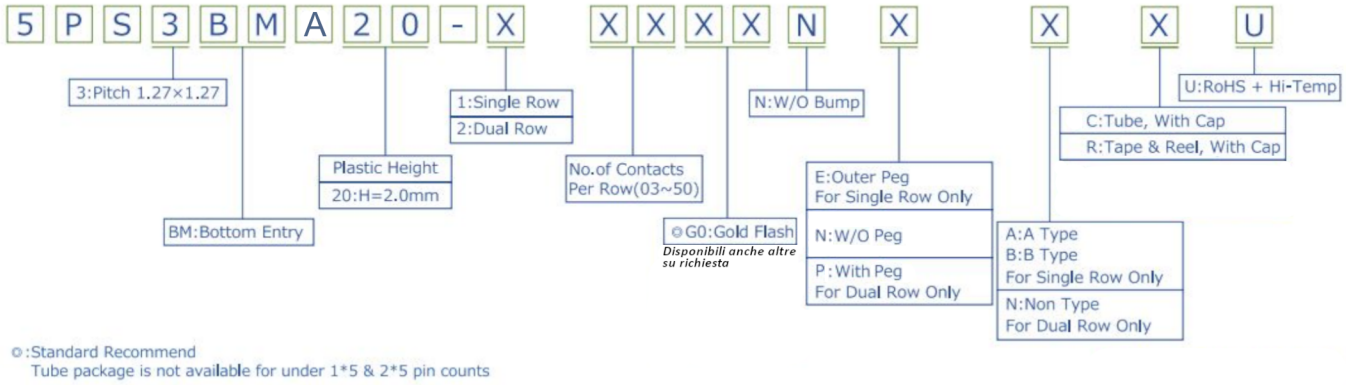

+ SMD femmina singola fila dritto BOTTOM ENTRY



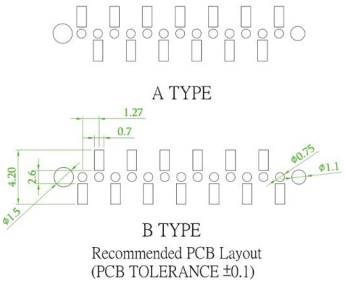

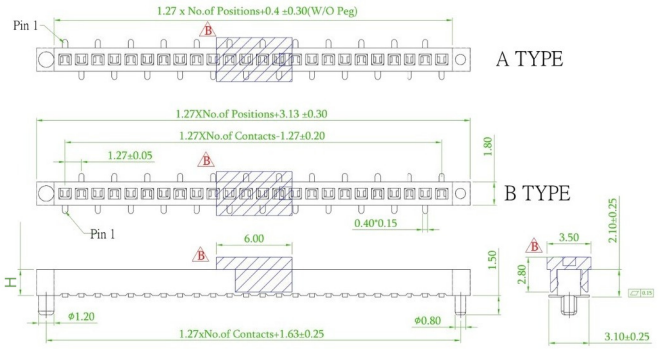

SERIE: 5PS3BMA-1

+ SMD femmina doppia fila dritto BOTTOM ENTRY





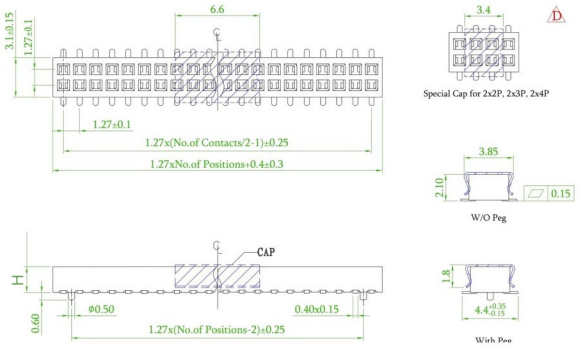

SERIE: 5PS3BMA-2

NOTE/NOTES

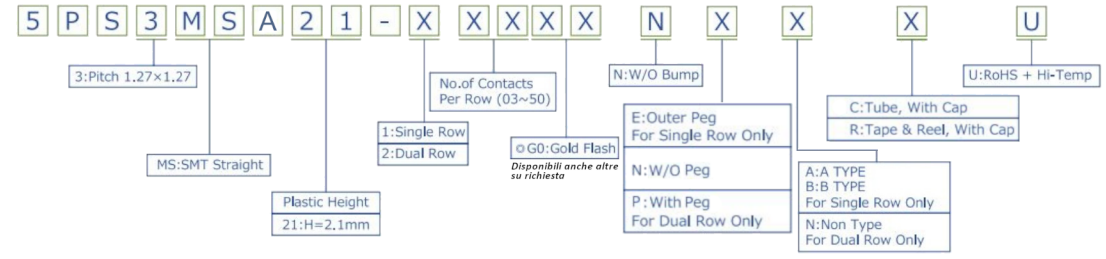

:Standard Recommend
Tube package is not available for under 1*5 & 2*5 pin counts

+ SMD femmina singola fila dritto



SERIE: 5PS3MSA 21-1

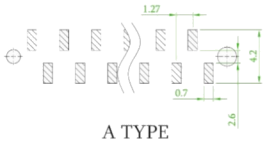

A TYPE

B TYPE

Recommended PCB Layout
(PCB TOLERANCE ±0.1)

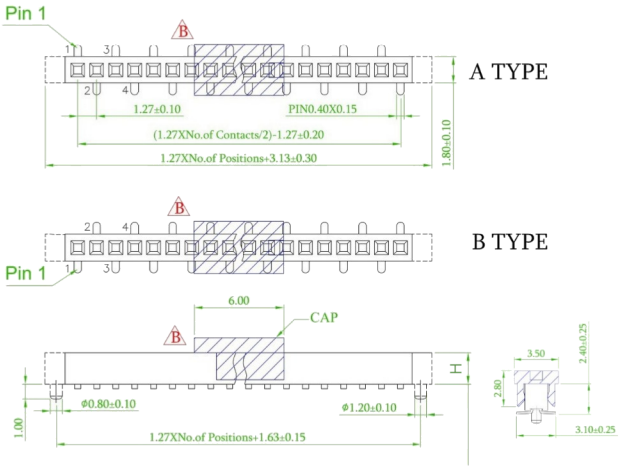

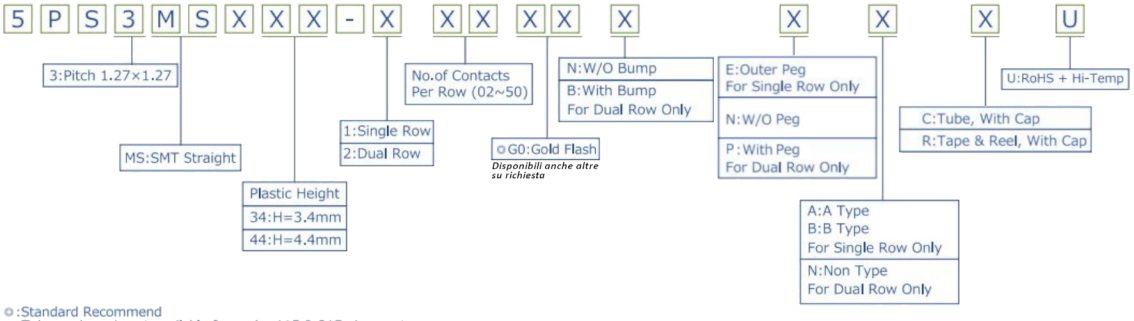

:Standard Recommend
Tube package is not available for under 1*5 & 2*5 pin counts

+ SMD femmina singola fila dritto



SERIE: 5PS3MSA-1

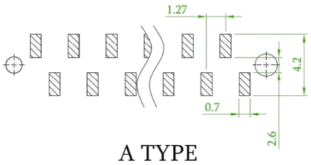

A TYPE

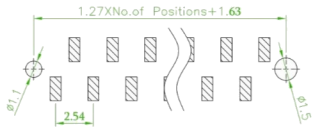

B TYPE

Recommended PCB Layout
(PCB TOLERANCE ±0.1)

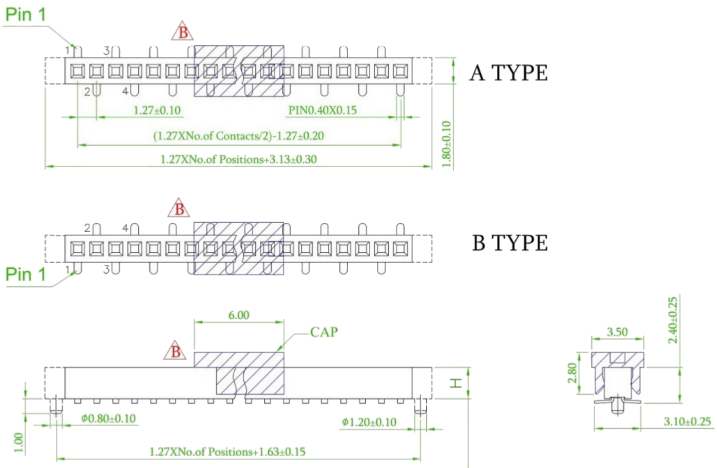

+ SMD femmina doppia fila dritto



SERIE: 5PS3MSA-2

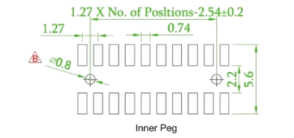

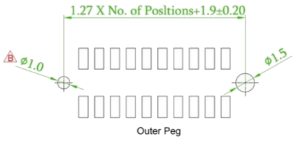

Recommended PCB Layout
(PCB TOLERANCE ±0.1)

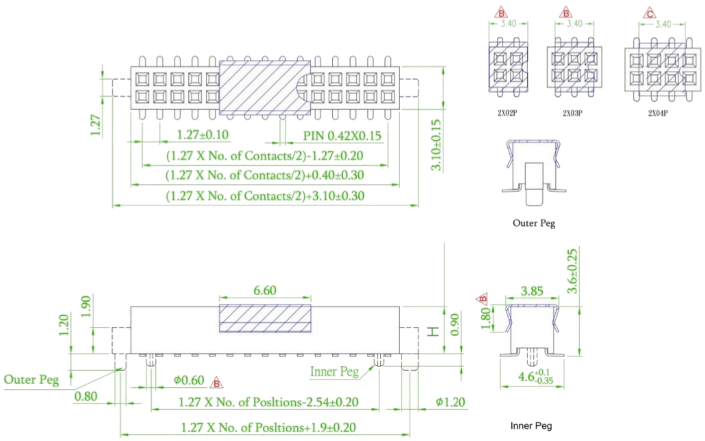

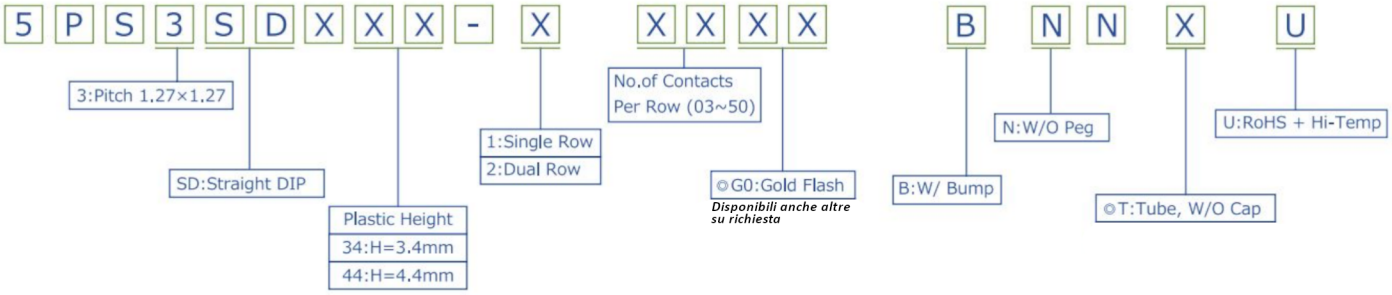

◎:Standard Recommend
Tube package is not available for under 1*5 & 2*5 pin counts

+ PTH femmina singola fila dritto



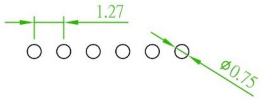

Recommended PCB Layout
(PCB TOLERANCE ±0.1)

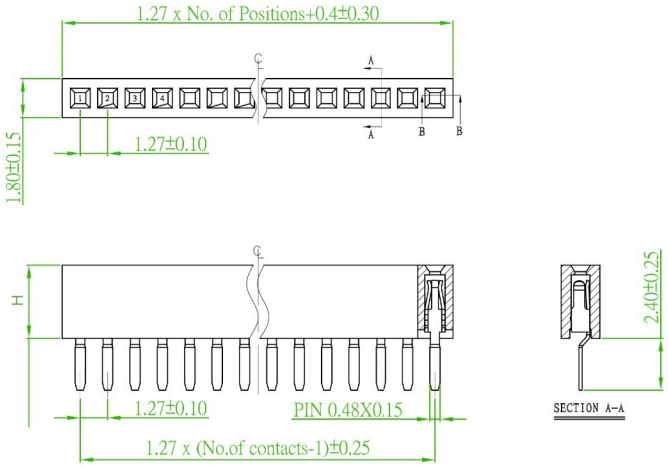

SERIE: 5PS3SDA-1

+ PTH femmina doppia fila dritto



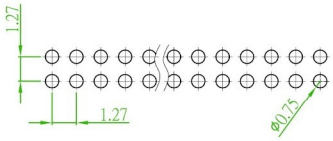

Recommended PCB Layout
(PCB TOLERANCE ±0.1)

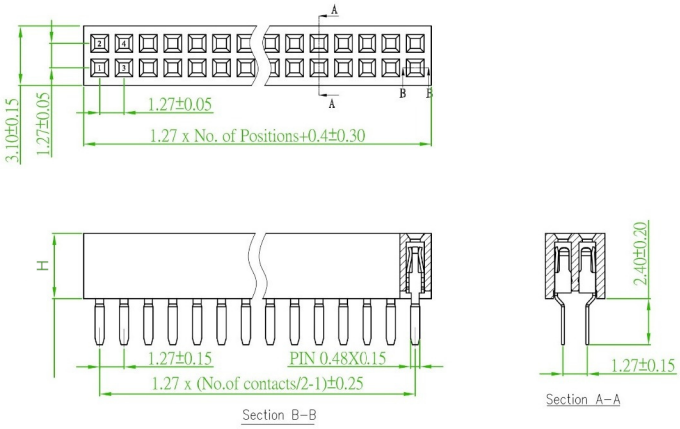

SERIE: 5PS3SDA-2

NOTE/NOTES

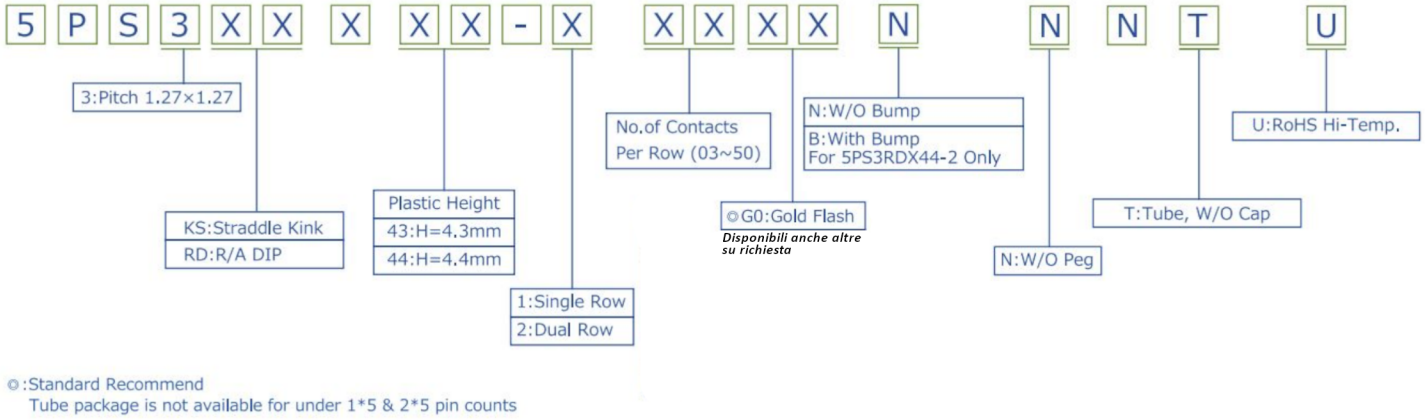

+ PTH femmina singola fila 90°



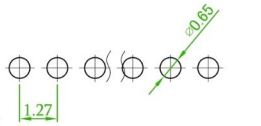

Recommended PCB Layout
(PCB TOLERANCE ±0.1)

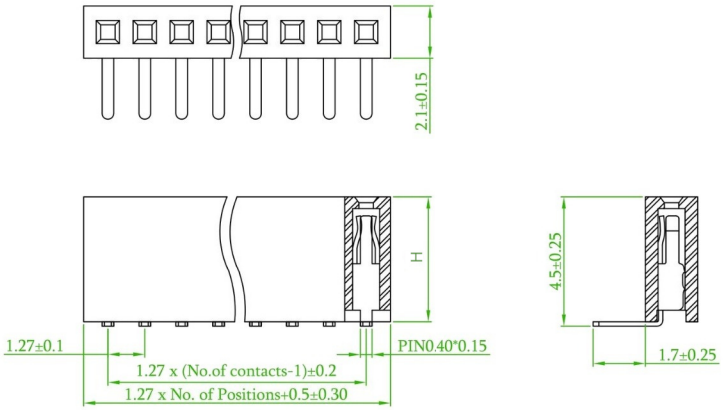

SERIE: 5PS3RDB-1

+ PTH femmina doppia fila 90°



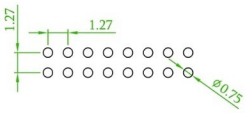

Recommended PCB Layout
(PCB TOLERANCE ±0.1)

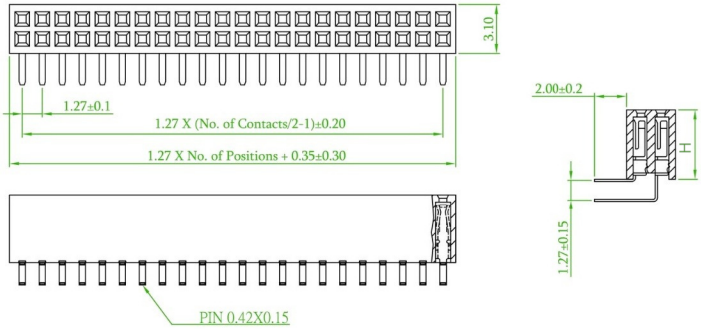

SERIE: 5PS3RDB-2

NOTE/NOTES

5 P S 3 X X X X X - 2 X X X X N N N T U

- 3: 3:Pitch 1.27×1.27
- X X X X X: Plastic Height
  - 35:H=3.45mm
  - 34:H=3.45mm Only For 5PS3SHX34-2
- X X X: MH:SMT Side Entry / SH:DIP Side Entry
- 2: 2:Dual Row
- X X: No.of Contacts Per Row (03~50)
- X X: ◎G0:Gold Flash — *Disponibili anche altre su richiesta*
- N: N:W/O Bump
- N: N:W/O Peg
- T: T:Tube, W/O Cap
- U: U:RoHS Hi-Temp.

◎:Standard Recommend
Tube package is not available for under 1*5 & 2*5 pin counts

+ SMD femmina doppia fila 90°



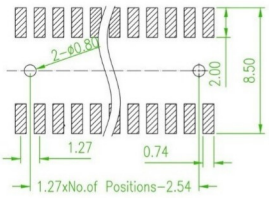

Recommended PCB Layout
(PCB TOLERANCE ±0.05)

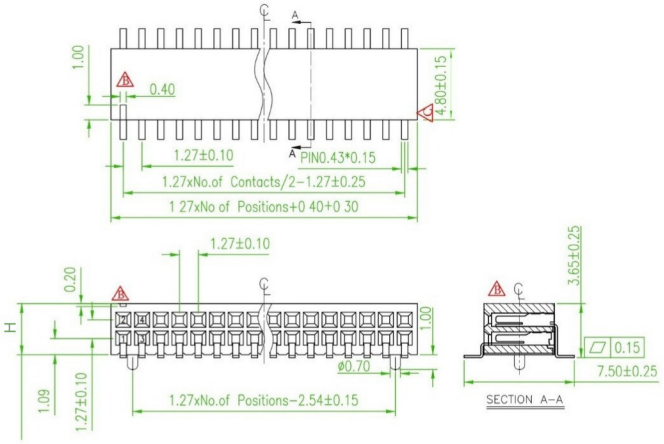

SERIE: 5PS3MHA-2

+ PTH femmina doppia fila 90° HORIZONTAL ENTRY



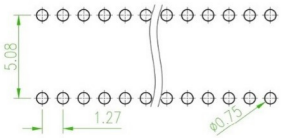

Recommended PCB Layout
(PCB TOLERANCE ±0.1)

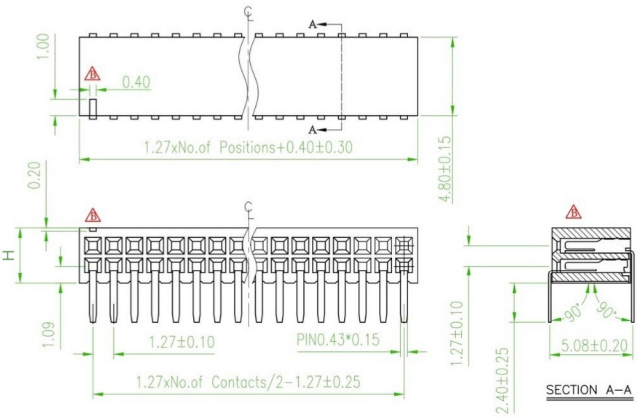

SERIE: 5PS3SHA-2

NOTE/NOTES

MINI JUMPERS 1.27 mm

5 J P 3 P X - X X X X X B L

- P: P:Phosphor Bronze
- X: A:Close 3.0mm / D:With Handle 5.5mm / E:Multi-Post
- XX: No.of Contacts — 21(2P) / 22(4P) (For E Type only)
- XX: ◎G0:Gold Flash — *Disponibili anche altre su richiesta*
- X: ◎B:Black
- B: B:Bag
- L: L:RoHS + Nylon 66

◎:Standard Recommend

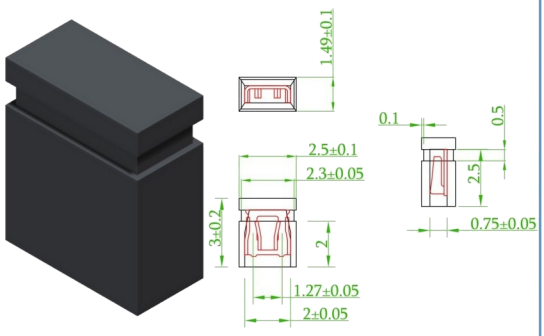

TIPO A

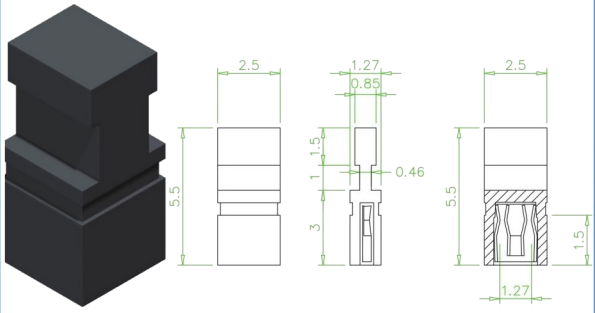

TIPO D

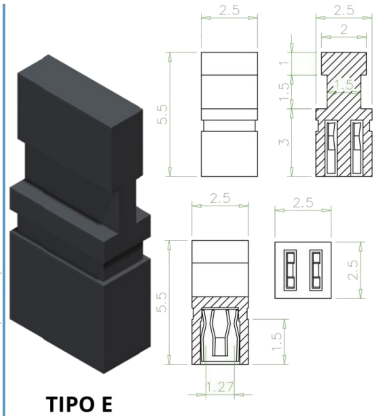

TIPO E

NOTE/NOTES

Connettori IDC maschio passo 1.27x1.27mm

CARATTERISTICHE:

- Corrente nominale: 1 A
- Resistenza d'isolamento: 1000 MΩ Min.
- Resistenza di contatto: 20 MΩ Max.
- Rigidità dielettrica: 500V AC per 1 minuto
- Temperatura di lavoro: -40°C ÷ +105°C

5 B H 3 X X B 4 9 - X X X X X X U

- 3: 3:Pitch 1,27×1,27
- X X: MS:SMT Straight / RD:R/A DIP / SD:Straight DIP
- 4 9: Plastic Height — 49: H= 4.9mm
- X X: No.of Contacts (10~80)
- X X: ◎G0:Gold Flash — *Disponibili anche altre su richiesta*
- X: 5:W/O Peg W/O ejector
- X: ◎A:Tray, W/O Cap (Only for SD and RD types) / C:Tube, With Cap / R:Tape & Reel, With Cap
- U: U:RoHS + Hi-Temp

◎:Standard Recommend
Tube package is not available for under 1*5 & 2*5 pin counts

+ SMD maschio doppia fila dritto



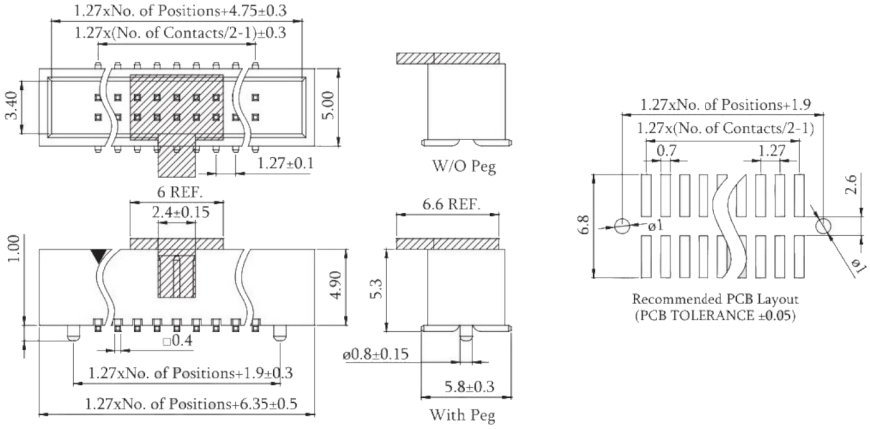

SERIE: 5BH3MSA49-2

+ PTH maschio doppia fila dritto



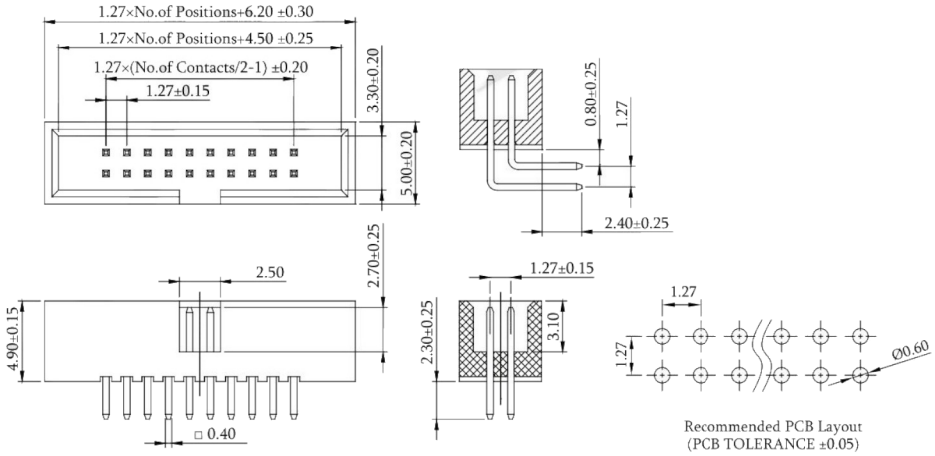

SERIE: 5BH3SDA49-2

+ PTH maschio doppia fila 90°



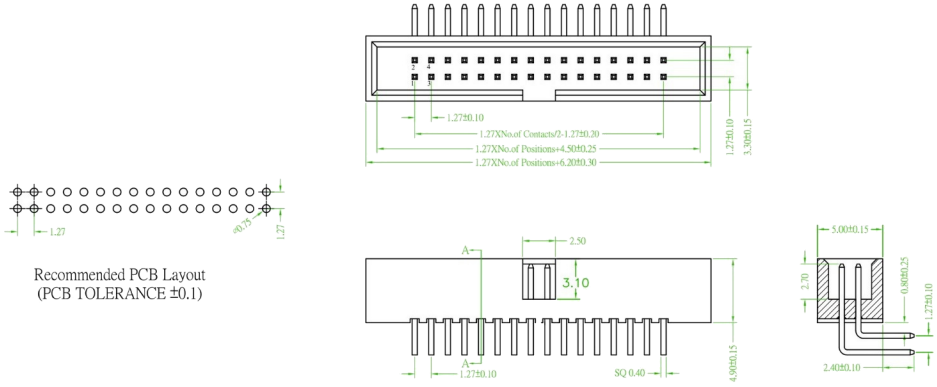

SERIE: 5BH3RDA49-2

5 E H 3 X X X N N - X X X X 3 X U

- 3: 3:Pitch 1.27×1.27
- X X: MS:SMT Straight / RD:R/A DIP / SD:Straight DIP
- X X: No. of Contacts (06~60)
- X X: ◎G0:Gold Flash — *Disponibili anche altre su richiesta*
- 3: 3:W/O Peg short ejector
- X: ◎T:Tube, W/O Cap (Only for MSD type) / H:Tape & Reel, W/O Cap (Only for MSD type) / A:Tray, W/O Cap
- U: U:RoHS + Hi-Temp.

◎:Standard Recommend
Tube package is not available for under 1*5 & 2*5 pin counts

+ SMD maschio doppia fila dritto

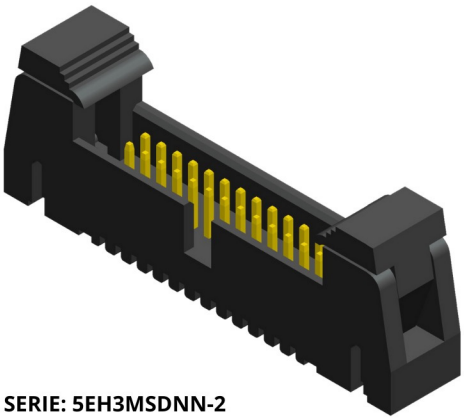

SERIE: 5EH3MSDNN-2

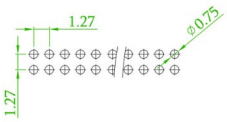

Recommended PCB Layout
(PCB TOLERANCE ±0.1)

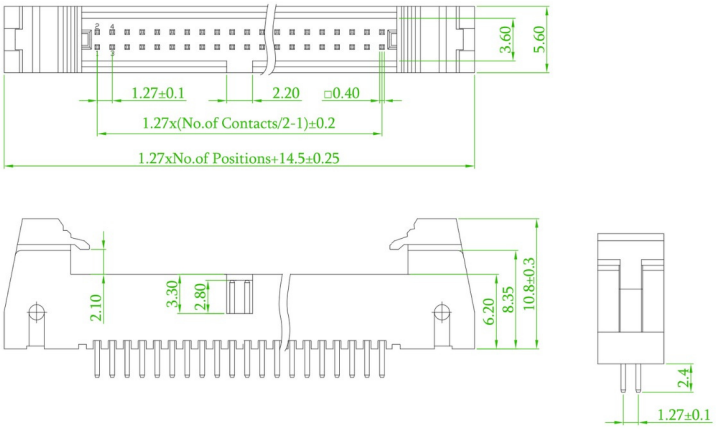

+ PTH maschio doppia fila dritto

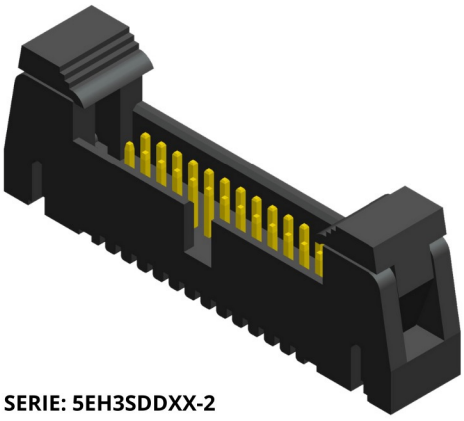

SERIE: 5EH3SDDXX-2

Recommended PCB Layout
(PCB TOLERANCE ±0.1)

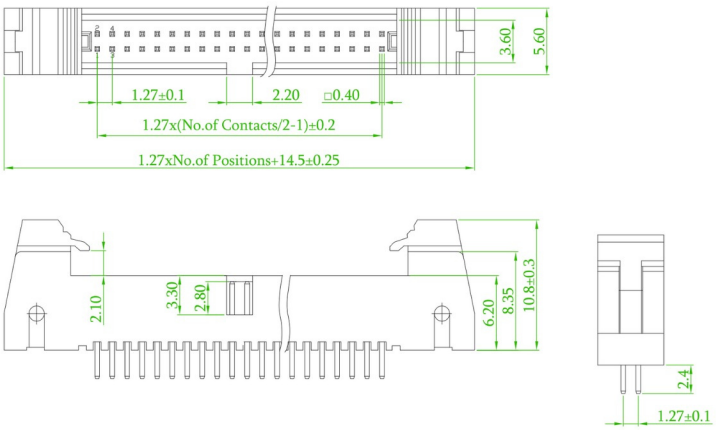

+ PTH maschio doppia fila 90°

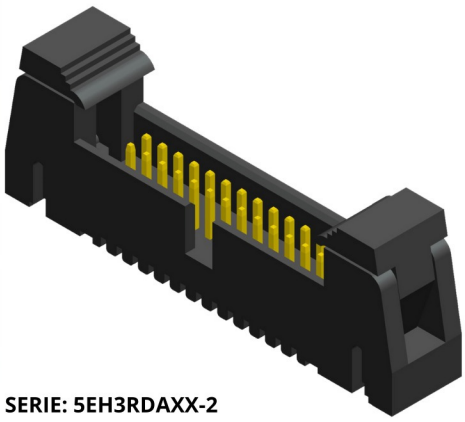

SERIE: 5EH3RDAXX-2

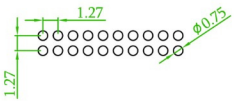

Recommended PCB Layout
(PCB TOLERANCE ±0.1)

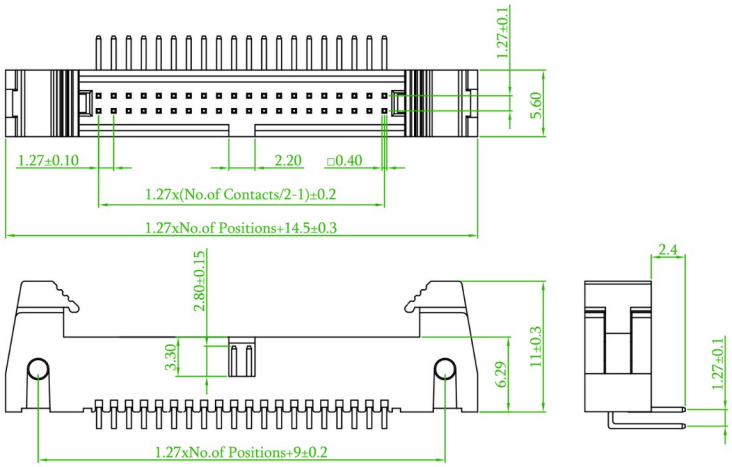

Connettori DIP PLUG passo 1.27x1.27mm

CARATTERISTICHE:

- Corrente nominale: 1 A
- Resistenza d'isolamento: 1000 MΩ Min.
- Resistenza di contatto: 20 MΩ Max.
- Rigidità dielettrica: 500V AC per 1 minuto
- Temperatura di lavoro: -40°C ÷ +105°C

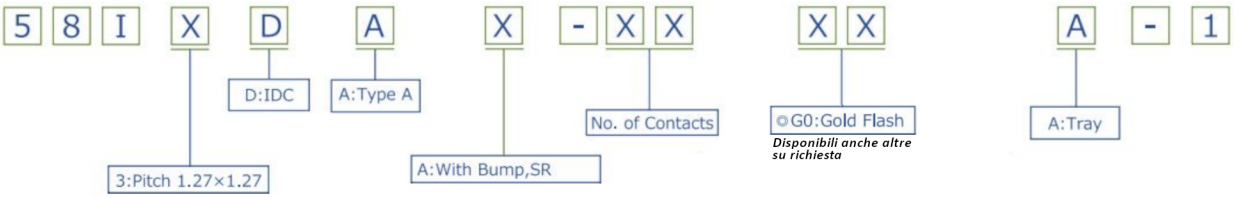

◎:Standard Recommended

+ PTH femmina doppia fila dritto



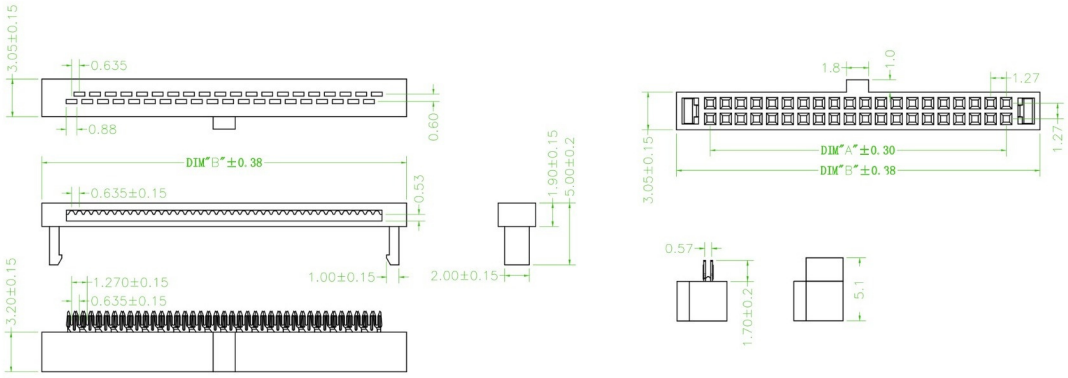

SERIE: 58I3DAB-XX

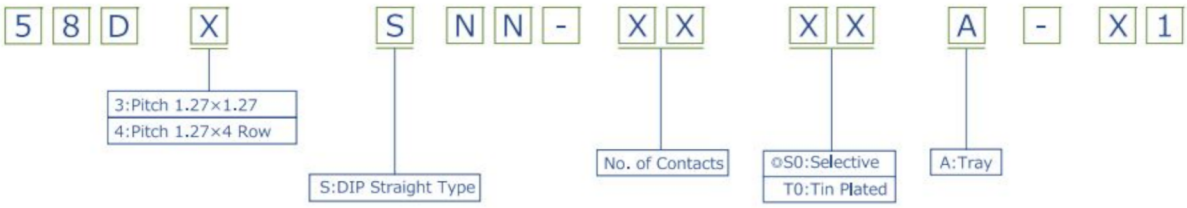

◎:Standard Recommended

+ PTH femmina doppia fila dritto



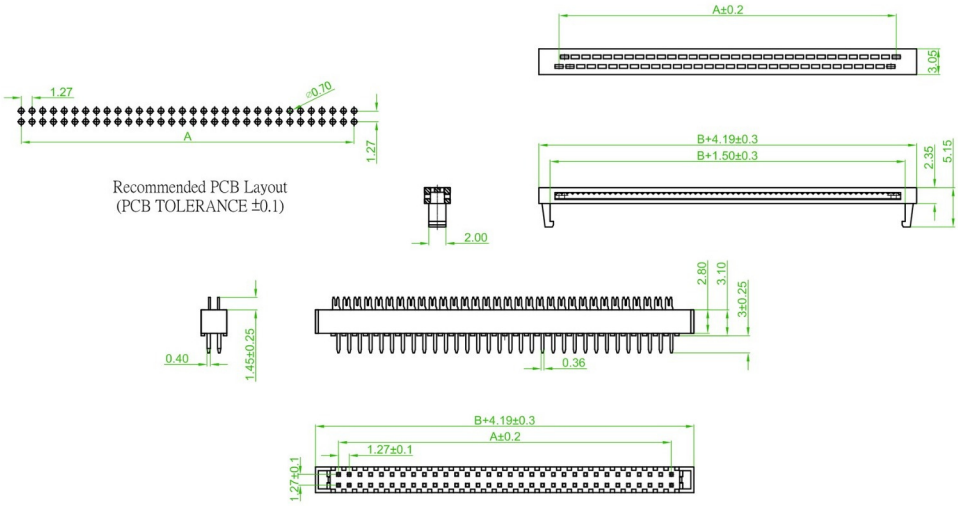

SERIE: 58D3SNN-XX

Altre serie fornibili su richiesta:

Box Header passo 1.27x1.27mm

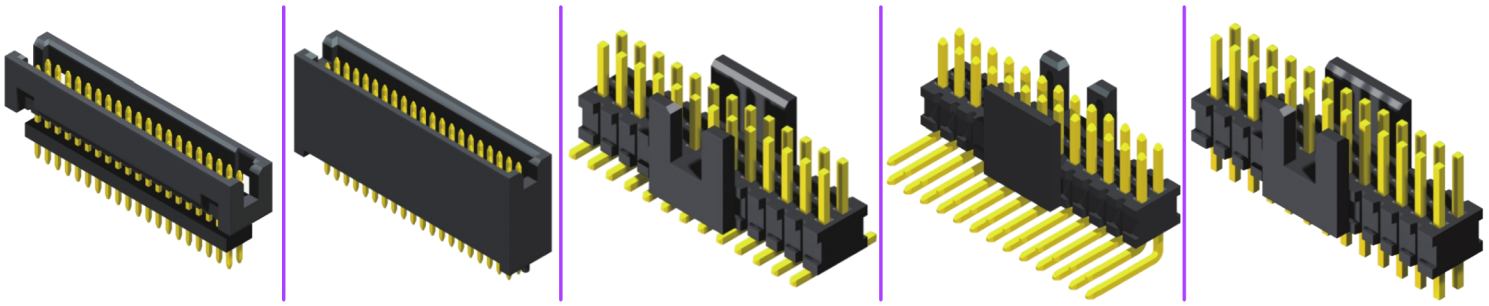

Box Header passo 1.27x2.54mm

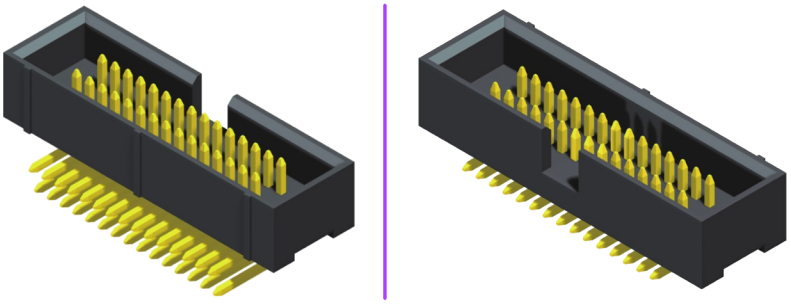

Female Header passo 1.27x2.54mm



Ejector Header passo 1.27x2.54mm



DIP PLUG passo 1.27mm



NOTE

NOTE

ADIMPEX
COMPONENTI ELETTRONICI

SIAMO ANCHE:

COMPONENTI | LCD | CONNETTORI | INTERRUTTORI | ACCESSORI

VISITA IL NOSTRO SITO:

WWW.ADIMPEX.IT

PER CONSULTARE IL NOSTRO CATALOGO GENERALE

8° edizione

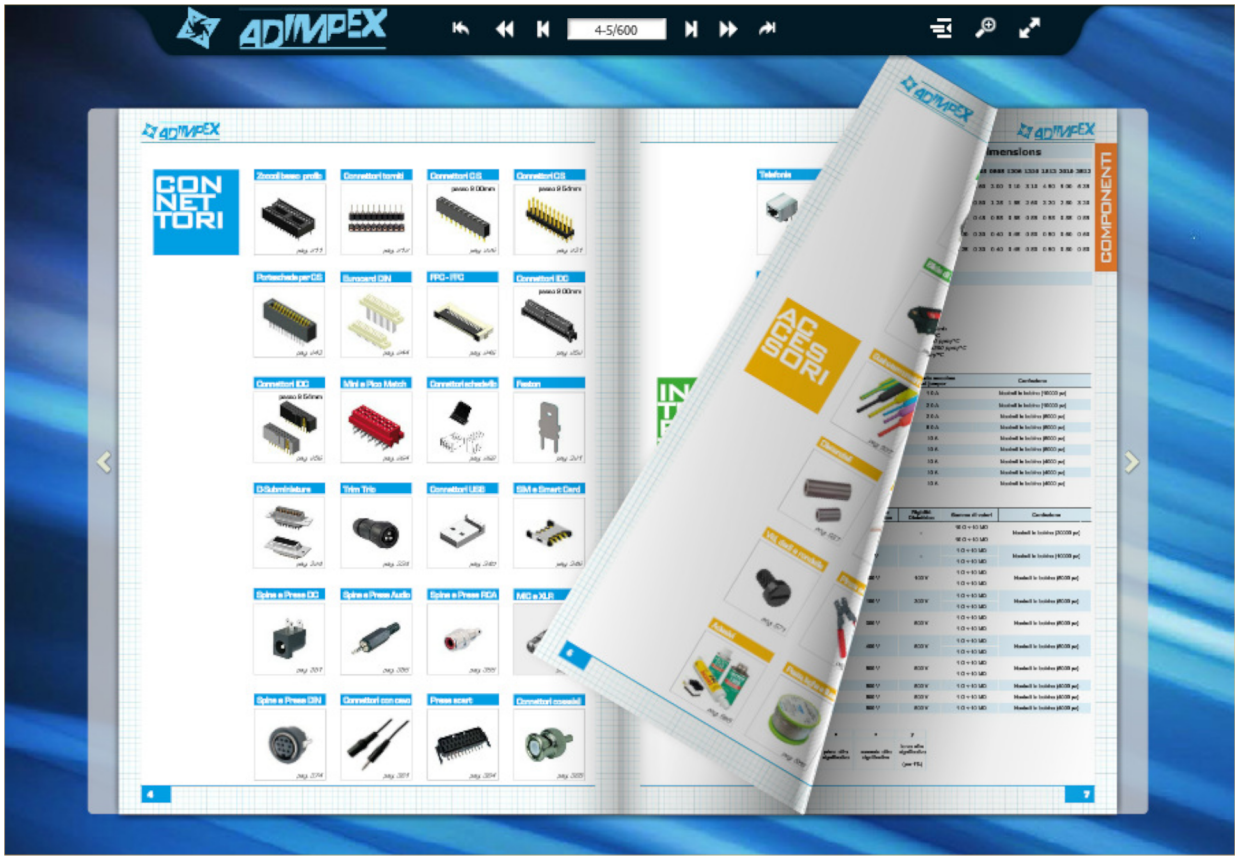

DOVE SIAMO

I nostri uffici si trovano in *via Adriatica 17/C, 60022 Castelfidardo (AN), Italy*

ADIMPEX

COMPONENTI ELETTRONICI

Connectors Connect the World

Quality Connect You & Me.

ADIMPEX

COMPONENTI ELETTRONICI